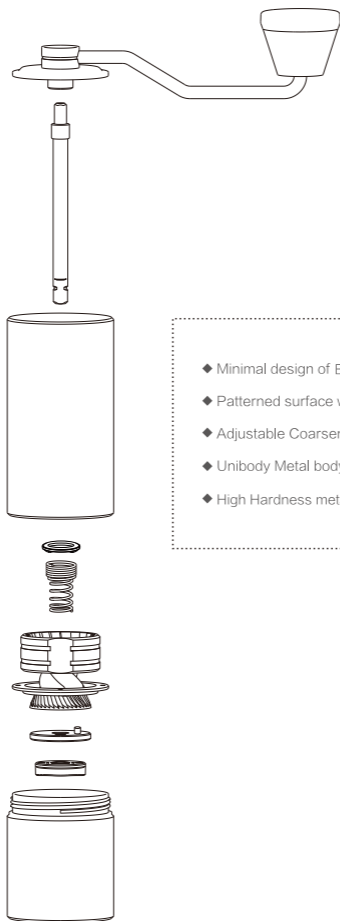


CHESTNUT

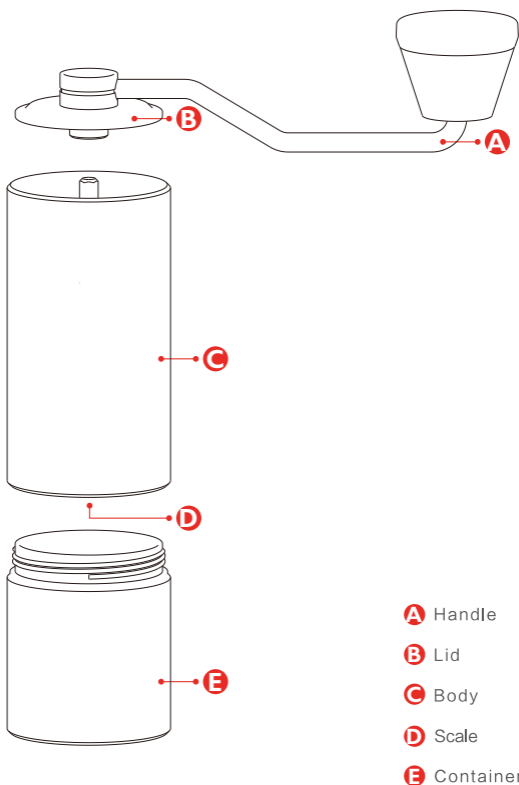
TIMEMORE CHESTNUT C SERIES

COFFEE GRINDER

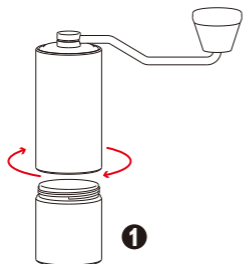
User' s Manual



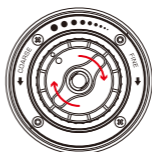
- ◆ Minimal design of Body
- ◆ Patterned surface with easy hand grip
- ◆ Adjustable Coarseness Point to Point
- ◆ Unibody Metal body with High precision
- ◆ High Hardness metal Burrs



## How to Grind

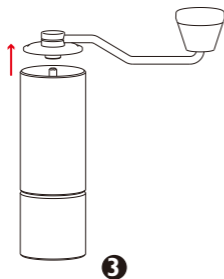


1

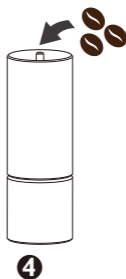


2

Pull out the container. Set up coarseness by turning the scale at the bottom of the body.



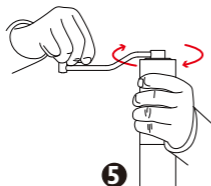
3



4

Fasten Body with the container. Then open the lid and

Chestnut C/CS Less than 20g  
Chestnut MAX Less than 30g



5



6

Hold the body and rotate the handle.

Pull out the container and pour the ground coffee after grind is finished.

## How to Adjust



- ◆ Rotate clockwise for Finer grinding.  
Rotate anti-clockwise for coarser grinding.
- ◆ Rotate clockwise to the end, this position is called START POINT.
- ◆ You can refer to the start point to adjust the Coarseness which you prefer.

ESPRESSO 10–14Clicks

POUR OVER 18–24Clicks

FRENCH PRESS 25–27Clicks

- ◆ The table above is for your reference only.
- ◆ **DO NOT try to grind coffee beans at the finest 0–6 clicks to protect the Burr sharpness.**
- ◆ Cover the lid before your adjust coarseness.

## Caution

- ◆ The device is for grinding coffee beans only. DO NOT grind other material.
- ◆ It's recommended to clean it with a brush. DO NOT wash it with water.
- ◆ Be careful of the sharp metal burrs. Keep kids from using it.
- ◆ Keep it in a cool and dry place.
- ◆ It's not recommended that customers disassemble or replace any part of it.
- ◆ If you have any special requirement, kindly operate with the advice from related professional persons.

## Troubleshooting

- ◆ Q: Why is the scale of the adjuster too loose to adjust the coarseness?

A: Because the spring or the burrs get stuck. Try to hold the body and shake the handle slightly till you hear a click, which means the spring or burrs are loose. If not, try to unscrew the lid above the bearing and take the whole burr set out. Clean the burr sets and install them.

We won't take responsibility if customers are against these notifications above.

# CHESTNUT

## 泰摩栗子C系列咖啡豆研磨器

TIMEMORE CHESTNUT C SERIES COFFEE GRINDER

泰摩咖啡是专注于咖啡器具的原创设计品牌

以“专业+美学”的设计理念

打造有价值的咖啡器具产品

旨在让人们享受自己制作的慢生活时光

TIMEMORE Coffee specializes in  
original specialty coffee equipment.

With Philosophy of Profession and Aesthetics

Create valuable coffee equipment

Let's enjoy slow living with more time

### CONTACT

---

✉ [info@timemore.com](mailto:info@timemore.com)

[www.timemore.com](http://www.timemore.com)



@TIMEMORECOFFEE